

Location: CMA1b - Oil Street Site Office

Report on 24-hour TSP monitoring

Action Level ($\mu\text{g}/\text{m}^3$) - 176.7

Limit Level ($\mu\text{g}/\text{m}^3$) - 260

Date	Sampling Time	Weather Condition	Filter paper no.	Filter Weight, g		Elapse Time, hr		Sampling Time, hr	Flow Rate, m^3/min			Total Volume, m^3	TSP Level, $\mu\text{g}/\text{m}^3$
				Initial	Final	Initial	Final		Initial, Q_{si}	Final, Q_{sf}	Average		
27-Jan-16	8:00	Cloudy	014413	2.7780	2.9513	7600.68	7624.68	24.00	1.19	1.18	1.18	1705	101.6
2-Feb-16	14:03	Cloudy	014554	2.8401	2.9262	7630.68	7654.68	24.00	1.20	1.20	1.20	1730	49.8
5-Feb-16	8:00	Fine	014553	2.8310	3.0142	7654.68	7678.68	24.00	1.20	1.20	1.20	1727	106.1
12-Feb-16	14:05	Fine	014523	2.8764	2.9676	7685.99	7709.99	24.00	1.19	1.18	1.19	1707	53.4
17-Feb-16	8:00	Rainy	014776	2.8458	2.9811	7709.99	7733.99	24.00	1.20	1.20	1.20	1726	78.4
23-Feb-16	8:00	Cloudy	014764	2.8231	2.9163	7736.99	7760.99	24.00	1.22	1.22	1.22	1759	53.0

Remarks: Due to interruption of electricity, the 24hr TSP was rescheduled from 1 and 11 February 2016 to 2 and 12 February 2016 respectively.

Report on 1-hour TSP monitoring

Action Level ($\mu\text{g}/\text{m}^3$) - 320.1

Limit Level ($\mu\text{g}/\text{m}^3$) - 500

Date	Sampling Time	Weather Condition	Filter paper no.	Filter Weight, g		Elapse Time, hr		Sampling Time, hr	Flow Rate, m^3/min			Total Volume, m^3	TSP Level, $\mu\text{g}/\text{m}^3$
				Initial	Final	Initial	Final		Initial, Q_{si}	Final, Q_{sf}	Average		
28-Jan-16	8:55	Rainy	014416	2.8247	2.8378	7624.68	7625.68	1.00	1.18	1.18	1.18	71	184.9
28-Jan-16	10:35	Rainy	014419	2.7953	2.8084	7625.68	7626.68	1.00	1.18	1.18	1.18	71	184.9
28-Jan-16	13:00	Rainy	014283	2.8982	2.9103	7626.68	7627.68	1.00	1.18	1.18	1.18	71	170.8
2-Feb-16	9:50	Cloudy	014159	2.8055	2.8080	7627.68	7628.68	1.00	1.20	1.20	1.20	72	34.6
2-Feb-16	11:00	Cloudy	014151	2.8136	2.8158	7628.68	7629.68	1.00	1.20	1.20	1.20	72	30.5
2-Feb-16	13:00	Cloudy	014555	2.8488	2.8499	7629.68	7630.68	1.00	1.30	1.30	1.30	78	14.1
6-Feb-16	9:13	Fine	014547	2.8408	2.8466	7678.68	7679.68	1.00	1.20	1.20	1.20	72	80.5
6-Feb-16	10:30	Fine	014544	2.8596	2.8680	7479.68	7480.68	1.00	1.20	1.20	1.20	72	116.6
6-Feb-16	13:00	Fine	014541	2.8583	2.8634	7680.68	7681.68	1.00	1.20	1.20	1.20	72	70.8
12-Feb-16	8:40	Fine	014534	2.8338	2.8412	7682.99	7683.99	1.00	1.19	1.19	1.19	71	103.8
12-Feb-16	10:05	Fine	014531	2.8713	2.8769	7683.99	7684.99	1.00	1.19	1.19	1.19	71	78.6
12-Feb-16	13:00	Fine	014528	2.8734	2.8792	7684.99	7685.99	1.00	1.19	1.19	1.19	71	81.4
18-Feb-16	8:45	Rainy	014773	2.8142	2.8214	7733.99	7734.99	1.00	1.25	1.25	1.25	75	96.4
18-Feb-16	10:10	Rainy	014770	2.8163	2.8206	7734.99	7735.99	1.00	1.25	1.25	1.25	75	57.6
18-Feb-16	13:00	Rainy	014767	2.8112	2.8148	7735.99	7736.99	1.00	1.25	1.25	1.25	75	48.2
24-Feb-16	9:00	Cloudy	014761	2.8322	2.8355	7760.99	7761.99	1.00	1.20	1.20	1.20	72	45.8
24-Feb-16	10:25	Cloudy	014758	2.8009	2.8030	7761.99	7762.99	1.00	1.20	1.20	1.20	72	29.2
24-Feb-16	13:00	Cloudy	014755	2.7861	2.7901	7762.99	7763.99	1.00	1.20	1.20	1.20	72	55.6



Location: CMA2a - Causeway Bay Community Centre

Report on 24-hour TSP monitoring
 Action Level ($\mu\text{g}/\text{m}^3$) - 169.5
 Limit Level ($\mu\text{g}/\text{m}^3$) - 260

Date	Sampling Time	Weather Condition	Filter paper no.	Filter Weight, g		Elapse Time, hr		Sampling Time, hr	Flow Rate, m^3/min			Total Volume, m^3	TSP Level, $\mu\text{g}/\text{m}^3$
				Initial	Final	Initial	Final		Initial, Q_{si}	Final, Q_{sf}	Average		
27-Jan-16	8:00	Cloudy	014398	2.8024	2.9520	17250.02	17274.02	24.00	1.24	1.23	1.24	1783	83.9
1-Feb-16	8:00	Cloudy	014279	2.8705	2.8947	17277.05	17301.05	24.00	1.14	1.15	1.15	1649	14.7
5-Feb-16	8:00	Fine	014145	2.7881	2.8972	17304.05	17328.05	24.00	1.14	1.14	1.14	1639	66.6
11-Feb-16	8:00	Fine	014663	2.8234	2.9796	17331.06	17355.06	24.00	1.12	1.12	1.12	1618	96.5
17-Feb-16	8:00	Rainy	014650	2.7973	2.8994	17358.06	17382.06	24.00	1.14	1.14	1.14	1642	62.2
23-Feb-16	8:00	Cloudy	014649	2.8184	2.8800	17385.06	17409.06	24.00	1.14	1.14	1.14	1640	37.6

Report on 1-hour TSP monitoring
 Action Level ($\mu\text{g}/\text{m}^3$) - 323.4
 Limit Level ($\mu\text{g}/\text{m}^3$) - 500

Date	Sampling Time	Weather Condition	Filter paper no.	Filter Weight, g		Elapse Time, hr		Sampling Time, hr	Flow Rate, m^3/min			Total Volume, m^3	TSP Level, $\mu\text{g}/\text{m}^3$
				Initial	Final	Initial	Final		Initial, Q_{si}	Final, Q_{sf}	Average		
28-Jan-16	9:00	Rainy	014186	2.7924	2.8017	17274.02	17275.02	1.00	1.23	1.23	1.23	74	125.6
28-Jan-16	10:34	Rainy	014277	2.8830	2.8910	17275.02	17276.02	1.00	1.23	1.23	1.23	74	108.1
28-Jan-16	13:00	Rainy	014195	2.8287	2.8363	17276.02	17277.02	1.00	1.23	1.23	1.23	74	102.7
2-Feb-16	10:05	Cloudy	014154	2.8028	2.8046	17301.05	17302.05	1.00	1.15	1.15	1.15	69	26.1
2-Feb-16	13:00	Cloudy	014165	2.8478	2.8499	17302.05	17303.05	1.00	1.15	1.15	1.15	69	30.5
2-Feb-16	14:05	Cloudy	014147	2.8116	2.8139	17303.05	17304.05	1.00	1.15	1.15	1.15	69	33.4
6-Feb-16	8:05	Fine	014671	2.8529	2.8571	17328.05	17329.05	1.00	1.14	1.14	1.14	68	61.4
6-Feb-16	10:00	Fine	014667	2.8686	2.8736	17329.06	17330.06	1.00	1.27	1.27	1.27	76	65.5
6-Feb-16	13:00	Fine	014664	2.8174	2.8231	17330.06	17331.06	1.00	1.14	1.14	1.14	68	83.3
12-Feb-16	8:52	Fine	014681	2.7728	2.7787	17355.06	17356.06	1.00	1.12	1.12	1.12	67	87.5
12-Feb-16	10:13	Fine	014660	2.8084	2.8119	17356.06	17357.06	1.00	1.12	1.12	1.12	67	51.9
12-Feb-16	13:00	Fine	014655	2.8153	2.8187	17357.06	17358.06	1.00	1.12	1.12	1.12	67	50.4
18-Feb-16	8:50	Rainy	014729	2.7923	2.7963	17382.06	17383.06	1.00	1.14	1.14	1.14	68	58.6
18-Feb-16	10:07	Rainy	014733	2.8175	2.8219	17383.06	17384.06	1.00	1.14	1.14	1.14	68	64.4
18-Feb-16	13:00	Rainy	014686	2.8080	2.8098	17384.06	17385.06	1.00	1.14	1.14	1.14	68	26.3
24-Feb-16	8:58	Cloudy	014722	2.8025	2.8043	17409.06	17410.06	1.00	1.14	1.14	1.14	69	26.3
24-Feb-16	10:20	Cloudy	014696	2.8345	2.8367	17410.06	17411.06	1.00	1.14	1.14	1.14	69	32.1
24-Feb-16	13:00	Cloudy	014700	2.8204	2.8237	17411.06	17412.06	1.00	1.14	1.14	1.14	69	48.1



Location: CMA3a - CWB PRE Site Office Area

Report on 24-hour TSP monitoring
Action Level ($\mu\text{g}/\text{m}^3$) - 171
Limit Level ($\mu\text{g}/\text{m}^3$) - 260

Date	Sampling Time	Weather Condition	Filter paper no.	Filter Weight, g		Elapse Time, hr		Sampling Time, hr	Flow Rate, m^3/min			Total Volume, m^3	TSP Level, $\mu\text{g}/\text{m}^3$
				Initial	Final	Initial	Final		Initial, Q_{si}	Final, Q_{sf}	Average		
27-Jan-16	8:00	Cloudy	014411	2.7879	2.9090	4742.15	4766.15	24.00	1.33	1.32	1.33	1913	63.3
1-Feb-16	8:00	Cloudy	014281	2.8703	2.9149	4769.15	4793.15	24.00	1.36	1.37	1.37	1966	22.7
5-Feb-16	8:00	Fine	013701	2.8026	2.9883	4796.15	4820.15	24.00	1.36	1.36	1.36	1958	94.9
11-Feb-16	8:00	Fine	014538	2.8485	3.0794	4823.15	4847.15	24.00	1.35	1.35	1.35	1940	119.0
17-Feb-16	8:00	Rainy	014526	2.8668	2.9897	4850.15	4874.15	24.00	1.36	1.36	1.36	1960	62.7
23-Feb-16	8:00	Cloudy	014765	2.8351	2.9475	4877.15	4901.15	24.00	1.36	1.36	1.36	1959	57.4

Report on 1-hour TSP monitoring
Action Level ($\mu\text{g}/\text{m}^3$) - 311.3
Limit Level ($\mu\text{g}/\text{m}^3$) - 500

Date	Sampling Time	Weather Condition	Filter paper no.	Filter Weight, g		Elapse Time, hr		Sampling Time, hr	Flow Rate, m^3/min			Total Volume, m^3	TSP Level, $\mu\text{g}/\text{m}^3$
				Initial	Final	Initial	Final		Initial, Q_{si}	Final, Q_{sf}	Average		
28-Jan-16	8:45	Rainy	014415	2.8438	2.8515	4766.15	4767.15	1.00	1.24	1.24	1.24	75	103.1
28-Jan-16	10:25	Rainy	014418	2.7916	2.7978	4767.15	4768.15	1.00	1.24	1.24	1.24	75	83.0
28-Jan-16	13:00	Rainy	014421	2.7919	2.8016	4768.15	4769.15	1.00	1.24	1.24	1.24	75	129.9
2-Feb-16	9:50	Cloudy	014156	2.8064	2.8084	4793.15	4794.15	1.00	1.24	1.24	1.24	74	26.9
2-Feb-16	11:00	Cloudy	014152	2.8210	2.8230	4794.15	4795.15	1.00	1.24	1.24	1.24	74	26.9
2-Feb-16	13:00	Cloudy	014149	2.7918	2.7964	4795.15	4796.15	1.00	1.24	1.24	1.24	74	61.8
6-Feb-16	8:50	Fine	014548	2.8264	2.8383	4820.15	4821.15	1.00	1.23	1.23	1.23	74	160.8
6-Feb-16	10:15	Fine	014545	2.8478	2.8569	4821.15	4822.15	1.00	1.23	1.23	1.23	74	123.0
6-Feb-16	13:00	Fine	014542	2.8666	2.8742	4822.15	4823.15	1.00	1.23	1.23	1.23	74	102.7
12-Feb-16	8:25	Fine	014535	2.8363	2.8455	4847.15	4848.15	1.00	1.22	1.22	1.22	73	126.2
12-Feb-16	9:50	Fine	014532	2.8472	2.8531	4848.15	4849.15	1.00	1.22	1.22	1.22	73	80.9
12-Feb-16	10:55	Fine	014529	2.8607	2.8668	4849.15	4850.15	1.00	1.22	1.22	1.22	73	83.7
18-Feb-16	8:20	Rainy	014774	2.8054	2.8099	4874.15	4875.15	1.00	1.23	1.23	1.23	74	60.9
18-Feb-16	9:45	Rainy	014771	2.8066	2.8115	4875.15	4876.15	1.00	1.23	1.23	1.23	74	66.3
18-Feb-16	10:50	Rainy	014768	2.8196	2.8235	4876.15	4877.15	1.00	1.23	1.23	1.23	74	52.8
24-Feb-16	8:40	Cloudy	014762	2.7981	2.8001	4901.15	4902.15	1.00	1.24	1.24	1.24	74	27.0
24-Feb-16	10:05	Cloudy	014759	2.7978	2.8011	4902.15	4903.15	1.00	1.24	1.24	1.24	74	44.5
24-Feb-16	13:00	Cloudy	014756	2.8389	2.8411	4903.15	4904.15	1.00	1.24	1.24	1.24	74	29.7



Location: CMA4a - SPCA

Report on 24-hour TSP monitoring

Action Level ($\mu\text{g}/\text{m}^3$) - 171.2
Limit Level ($\mu\text{g}/\text{m}^3$) - 260

Date	Sampling Time	Weather Condition	Filter paper no.	Filter Weight, g		Elapse Time, hr		Sampling Time, hr	Flow Rate, m^3/min			Total Volume, m^3	TSP Level, $\mu\text{g}/\text{m}^3$
				Initial	Final	Initial	Final		Initial, Q_{si}	Final, Q_{sf}	Average		
27-Jan-16	8:00	Cloudy	012025	2.8675	2.9961	21527.13	21551.13	24.00	1.33	1.32	1.33	1913	67.2
1-Feb-16	8:00	Cloudy	014280	2.8827	2.9312	21554.13	21578.13	24.00	1.31	1.32	1.31	1893	25.6
5-Feb-16	8:00	Fine	01429	2.7769	2.9383	21581.13	21605.13	24.00	1.31	1.36	1.33	1921	84.0
11-Feb-16	8:00	Fine	014665	2.8869	3.1604	21608.14	21632.14	24.00	1.25	1.25	1.25	1796	152.3
17-Feb-16	8:00	Rainy	014652	2.8159	2.9215	21635.14	21659.14	24.00	1.26	1.26	1.26	1814	58.2
23-Feb-16	8:00	Cloudy	014401	2.7933	2.8856	21662.14	21686.14	24.00	1.31	1.31	1.31	1886	48.9

Report on 1-hour TSP monitoring

Action Level ($\mu\text{g}/\text{m}^3$) - 312.5
Limit Level ($\mu\text{g}/\text{m}^3$) - 500

Date	Sampling Time	Weather Condition	Filter paper no.	Filter Weight, g		Elapse Time, hr		Sampling Time, hr	Flow Rate, m^3/min			Total Volume, m^3	TSP Level, $\mu\text{g}/\text{m}^3$
				Initial	Final	Initial	Final		Initial, Q_{si}	Final, Q_{sf}	Average		
28-Jan-16	8:45	Rainy	014187	2.8207	2.8293	21551.13	21552.13	1.00	1.32	1.32	1.32	79	108.2
28-Jan-16	10:21	Rainy	014160	2.7939	2.7998	21552.13	21553.13	1.00	1.32	1.32	1.32	79	74.2
28-Jan-16	13:00	Rainy	013625	2.7824	2.7936	21553.13	21554.13	1.00	1.32	1.32	1.32	79	140.9
2-Feb-16	9:40	Cloudy	014157	2.8123	2.8154	21578.13	21579.13	1.00	1.27	1.27	1.27	76	40.8
2-Feb-16	11:00	Cloudy	014167	2.8136	2.8214	21579.13	21580.13	1.00	1.27	1.27	1.27	76	102.7
2-Feb-16	13:00	Cloudy	014163	2.8090	2.8116	21580.13	21581.13	1.00	1.27	1.27	1.27	76	34.2
6-Feb-16	8:57	Fine	014676	2.8314	2.8383	21605.14	21606.14	1.00	1.31	1.31	1.31	79	87.7
6-Feb-16	10:12	Fine	014672	2.8551	2.8612	21606.14	21607.14	1.00	1.26	1.26	1.26	76	80.7
6-Feb-16	13:00	Fine	014668	2.8720	2.8795	21607.14	21608.14	1.00	1.31	1.31	1.31	79	95.4
12-Feb-16	8:27	Fine	014683	2.7907	2.8022	21632.14	21633.14	1.00	1.32	1.32	1.32	79	145.0
12-Feb-16	9:57	Fine	014662	2.8035	2.8116	21633.14	21634.14	1.00	1.32	1.32	1.32	79	102.1
12-Feb-16	11:00	Fine	014657	2.8225	2.8301	21634.14	21635.14	1.00	1.30	1.30	1.30	78	97.7
18-Feb-16	8:32	Rainy	014728	2.7838	2.7889	21659.14	21660.14	1.00	1.26	1.26	1.26	76	67.5
18-Feb-16	9:46	Rainy	014732	2.8086	2.8145	21660.14	21661.14	1.00	1.31	1.31	1.31	79	75.1
18-Feb-16	10:54	Rainy	014736	2.8123	2.8151	21661.14	21662.14	1.00	1.26	1.26	1.26	76	37.1
24-Feb-16	8:40	Cloudy	014721	2.8089	2.8128	21686.15	21687.15	1.00	1.31	1.31	1.31	79	49.5
24-Feb-16	10:05	Cloudy	014695	2.8196	2.8221	21687.15	21688.15	1.00	1.36	1.36	1.36	82	30.6
24-Feb-16	13:00	Cloudy	014699	2.8273	2.8309	21688.15	21689.15	1.00	1.31	1.31	1.31	79	45.7



Location: CMA5b - Pedestrian Plaza

Report on 24-hour TSP monitoring

Action Level ($\mu\text{g}/\text{m}^3$) - 181

Limit Level ($\mu\text{g}/\text{m}^3$) - 260

Date	Sampling Time	Weather Condition	Filter paper no.	Filter Weight, g		Elapse Time, hr		Sampling Time, hr	Flow Rate, m^3/min			Total Volume, m^3	TSP Level, $\mu\text{g}/\text{m}^3$
				Initial	Final	Initial	Final		Initial, Q_{si}	Final, Q_{sf}	Average		
27-Jan-16	8:00	Cloudy	014412	2.7928	2.9074	6071.07	6095.07	24.00	0.75	0.74	0.74	1072	106.9
1-Feb-16	8:00	Cloudy	014282	2.8700	2.9471	6098.07	6122.07	24.00	0.79	0.79	0.79	1137	67.8
5-Feb-16	8:00	Fine	013702	2.7972	2.9340	6125.07	6149.07	24.00	0.78	0.78	0.78	1126	121.4
11-Feb-16	8:00	Fine	014666	2.8715	3.0461	6152.07	6176.07	24.00	0.77	0.77	0.77	1105	158.0
17-Feb-16	8:00	Rainy	014653	2.8074	2.9508	6179.07	6203.07	24.00	0.79	0.78	0.78	1129	127.0
23-Feb-16	8:00	Cloudy	014688	2.8102	2.8746	6206.07	6230.07	24.00	0.78	0.79	0.78	1128	57.1

Report on 1-hour TSP monitoring

Action Level ($\mu\text{g}/\text{m}^3$) - 332

Limit Level ($\mu\text{g}/\text{m}^3$) - 500

Date	Sampling Time	Weather Condition	Filter paper no.	Filter Weight, g		Elapse Time, hr		Sampling Time, hr	Flow Rate, m^3/min			Total Volume, m^3	TSP Level, $\mu\text{g}/\text{m}^3$
				Initial	Final	Initial	Final		Initial, Q_{si}	Final, Q_{sf}	Average		
28-Jan-16	8:33	Rainy	014188	2.8374	2.8418	6095.07	6096.07	1.00	0.81	0.81	0.81	48	90.8
28-Jan-16	9:40	Rainy	014278	2.8737	2.8792	6096.07	6097.07	1.00	0.81	0.81	0.81	48	113.5
28-Jan-16	13:00	Rainy	014184	2.8151	2.8172	6097.07	6098.07	1.00	0.81	0.81	0.81	48	43.3
2-Feb-16	9:30	Cloudy	014158	2.8041	2.8088	6122.07	6123.07	1.00	0.79	0.79	0.79	48	98.9
2-Feb-16	10:50	Cloudy	014194	2.8076	2.8116	6123.07	6124.07	1.00	0.79	0.79	0.79	48	84.1
2-Feb-16	13:00	Cloudy	014162	2.8185	2.8242	6124.07	6125.07	1.00	0.79	0.86	0.83	50	114.9
6-Feb-16	8:47	Fine	014677	2.8131	2.8180	6149.07	6150.07	1.00	0.78	0.78	0.78	47	104.1
6-Feb-16	10:00	Fine	014673	2.8514	2.8616	6150.07	6151.07	1.00	0.92	0.92	0.92	55	184.7
6-Feb-16	13:00	Fine	014669	2.8546	2.8614	6151.07	6152.07	1.00	0.78	0.78	0.78	47	144.5
12-Feb-16	8:16	Fine	014684	2.7879	2.7952	6176.07	6177.07	1.00	0.77	0.77	0.77	46	158.7
12-Feb-16	9:42	Fine	014679	2.8102	2.8150	6177.07	6178.07	1.00	0.77	0.83	0.80	48	100.0
12-Feb-16	10:45	Fine	014658	2.8056	2.8108	6178.07	6179.07	1.00	0.77	0.77	0.77	46	113.0
18-Feb-16	8:20	Rainy	014727	2.8010	2.8039	6203.07	6204.07	1.00	0.78	0.78	0.78	47	61.8
18-Feb-16	9:36	Rainy	014731	2.8037	2.8094	6204.07	6205.07	1.00	0.78	0.78	0.78	47	121.4
18-Feb-16	10:43	Rainy	014735	2.8255	2.8337	6205.07	6206.07	1.00	0.85	0.85	0.85	51	160.7
24-Feb-16	8:27	Cloudy	014720	2.8182	2.8225	6230.08	6231.08	1.00	0.79	0.79	0.79	47	91.1
24-Feb-16	9:55	Cloudy	014724	2.8219	2.8265	6231.08	6232.08	1.00	0.79	0.79	0.79	47	97.5
24-Feb-16	11:00	Cloudy	014698	2.8358	2.8406	6232.08	6233.08	1.00	0.79	0.79	0.79	47	101.7



Location: MA1e - International Finance Centre (Eastern Wing)

Report on 24-hour TSP monitoring

Action Level ($\mu\text{g}/\text{m}^3$) - 173.4

Limit Level ($\mu\text{g}/\text{m}^3$) - 260

Date	Sampling Time	Weather Condition	Filter paper no.	Filter Weight, g		Elapse Time, hr		Sampling Time, hr	Flow Rate, m^3/min			Total Volume, m^3	TSP Level, $\mu\text{g}/\text{m}^3$
				Initial	Final	Initial	Final		Initial, Q_{si}	Final, Q_{sf}	Average		
27-Jan-16	8:00	Cloudy	014453	2.8008	2.8476	18210.67	18234.67	24.00	1.29	1.29	1.29	1856	25.2
1-Feb-16	8:00	Cloudy	014441	2.7929	2.8381	18237.69	18261.69	24.00	1.34	1.34	1.34	1931	23.4
5-Feb-16	8:00	Fine	013705	2.8110	2.9230	18264.69	18288.69	24.00	1.29	1.29	1.29	1861	60.2
11-Feb-16	8:00	Fine	014645	2.8223	3.0063	18291.69	18315.69	24.00	1.28	1.28	1.28	1847	99.6
17-Feb-16	8:00	Rainy	014633	2.7723	2.8556	18318.69	18342.69	24.00	1.29	1.29	1.29	1863	44.7
23-Feb-16	8:00	Cloudy	014745	2.8045	2.8891	18345.69	18369.69	24.00	1.29	1.30	1.29	1862	45.4

Report on 1-hour TSP monitoring

Action Level ($\mu\text{g}/\text{m}^3$) - 325.1

Limit Level ($\mu\text{g}/\text{m}^3$) - 500

Date	Sampling Time	Weather Condition	Filter paper no.	Filter Weight, g		Elapse Time, hr		Sampling Time, hr	Flow Rate, m^3/min			Total Volume, m^3	TSP Level, $\mu\text{g}/\text{m}^3$
				Initial	Final	Initial	Final		Initial, Q_{si}	Final, Q_{sf}	Average		
28-Jan-16	8:08	Rainy	014450	2.7920	2.7980	18234.67	18235.67	1.00	1.29	1.29	1.29	77	77.8
28-Jan-16	9:12	Rainy	014447	2.7796	2.7874	18235.67	18236.67	1.00	1.29	1.29	1.29	77	101.1
28-Jan-16	10:24	Rainy	014444	2.7756	2.7864	18236.67	18237.67	1.00	1.29	1.29	1.29	77	140.0
2-Feb-16	8:03	Cloudy	014438	2.7951	2.8012	18261.69	18262.69	1.00	1.34	1.34	1.34	81	75.7
2-Feb-16	9:10	Cloudy	014435	2.8067	2.8110	18262.69	18263.69	1.00	1.34	1.34	1.34	81	53.4
2-Feb-16	10:14	Cloudy	014432	2.7877	2.7923	18263.69	18264.69	1.00	1.34	1.34	1.34	81	57.1
6-Feb-16	8:03	Fine	014428	2.7579	2.7602	18288.69	18289.69	1.00	1.29	1.29	1.29	78	29.6
6-Feb-16	9:06	Fine	014425	2.7985	2.8025	18289.69	18290.69	1.00	1.29	1.29	1.29	78	51.5
6-Feb-16	10:10	Fine	014422	2.7972	2.8031	18290.69	18291.69	1.00	1.29	1.29	1.29	78	76.0
12-Feb-16	8:03	Fine	014642	2.8036	2.8097	18315.69	18316.69	1.00	1.28	1.28	1.28	77	79.3
12-Feb-16	9:12	Fine	014639	2.7968	2.7995	18316.69	18317.69	1.00	1.28	1.28	1.28	77	35.1
12-Feb-16	10:16	Fine	014636	2.7841	2.7876	18317.69	18318.69	1.00	1.28	1.28	1.28	77	45.5
18-Feb-16	8:04	Rainy	014630	2.7937	2.7961	18342.69	18343.69	1.00	1.29	1.29	1.29	78	30.9
18-Feb-16	9:16	Rainy	014627	2.8091	2.8114	18343.69	18344.69	1.00	1.29	1.29	1.29	78	29.7
18-Feb-16	10:24	Rainy	014749	2.8092	2.8127	18344.69	18345.69	1.00	1.29	1.29	1.29	78	45.1
24-Feb-16	8:11	Cloudy	014746	2.8072	2.8091	18369.70	18370.70	1.00	1.30	1.30	1.30	78	24.5
24-Feb-16	9:16	Cloudy	014740	2.8251	2.8263	18370.70	18371.70	1.00	1.32	1.32	1.32	79	15.2
24-Feb-16	10:24	Cloudy	014737	2.8260	2.8279	18371.70	18372.70	1.00	1.30	1.30	1.30	78	24.5



Location: MA1w - International Finance Centre (Western Wing)

Report on 24-hour TSP monitoring

Action Level ($\mu\text{g}/\text{m}^3$) - 173.4
Limit Level ($\mu\text{g}/\text{m}^3$) - 260

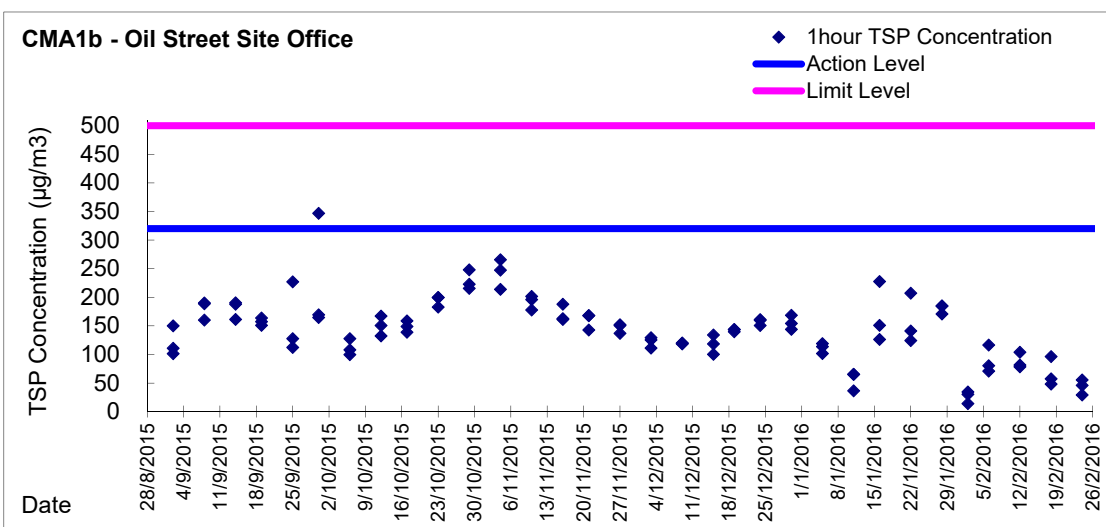
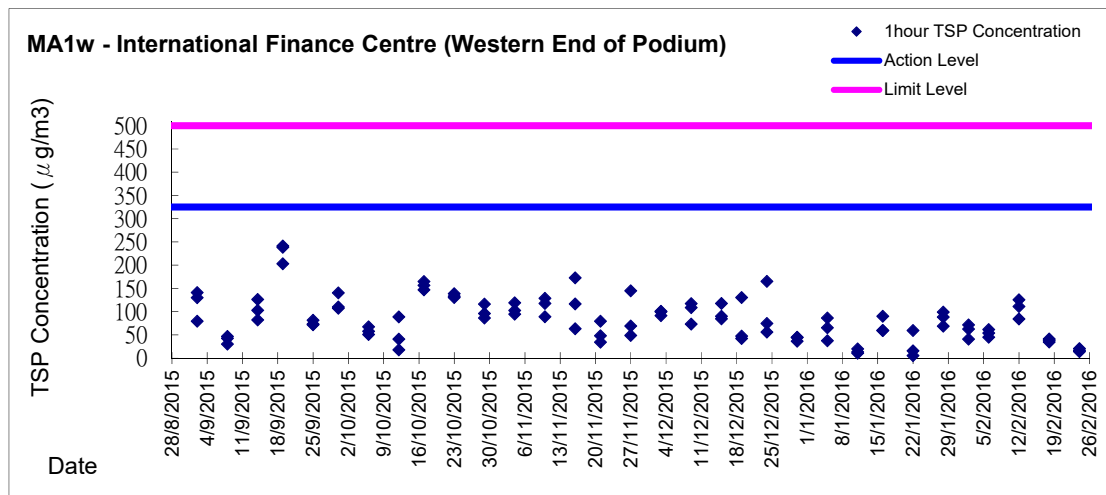
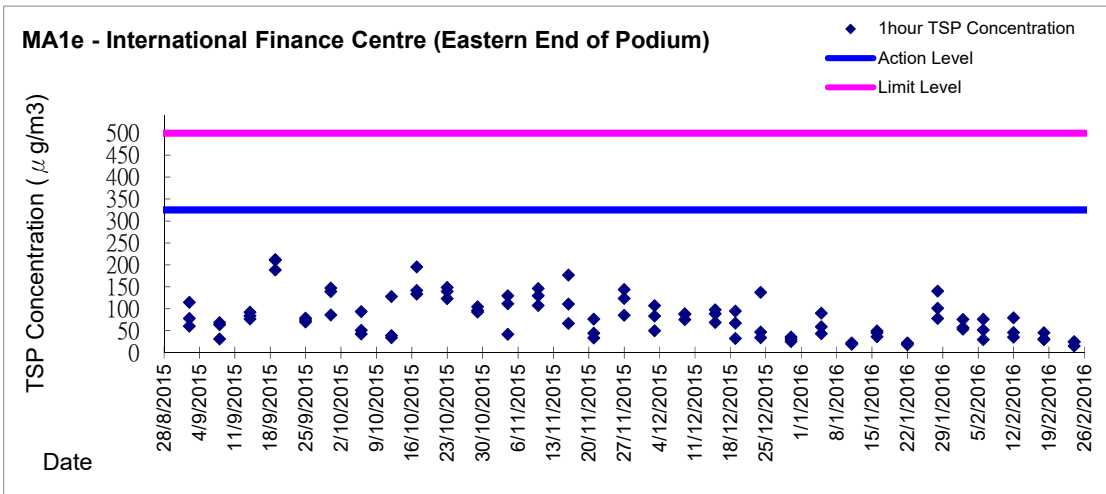
Date	Sampling Time	Weather Condition	Filter paper no.	Filter Weight, g		Elapse Time, hr		Sampling Time, hr	Flow Rate, m^3/min			Total Volume, m^3	TSP Level, $\mu\text{g}/\text{m}^3$
				Initial	Final	Initial	Final		Initial, Q_{si}	Final, Q_{sf}	Average		
27-Jan-16	8:00	Cloudy	014452	2.7872	2.8758	18235.02	18259.02	24.00	1.27	1.26	1.27	1825	48.5
1-Feb-16	8:00	Cloudy	014440	2.7976	2.8458	18262.02	18286.02	24.00	1.30	1.31	1.31	1881	25.6
5-Feb-16	8:00	Fine	013972	2.8149	2.9340	18289.02	18313.02	24.00	1.30	1.30	1.30	1874	63.6
11-Feb-16	8:00	Fine	014644	2.8225	3.0457	18316.02	18340.02	24.00	1.29	1.29	1.29	1858	120.1
17-Feb-16	8:00	Rainy	014632	2.7722	2.8546	18343.02	18367.02	24.00	1.30	1.30	1.30	1876	43.9
23-Feb-16	8:00	Cloudy	014744	2.8041	2.8842	18370.02	18394.02	24.00	1.30	1.30	1.30	1875	42.7

Report on 1-hour TSP monitoring

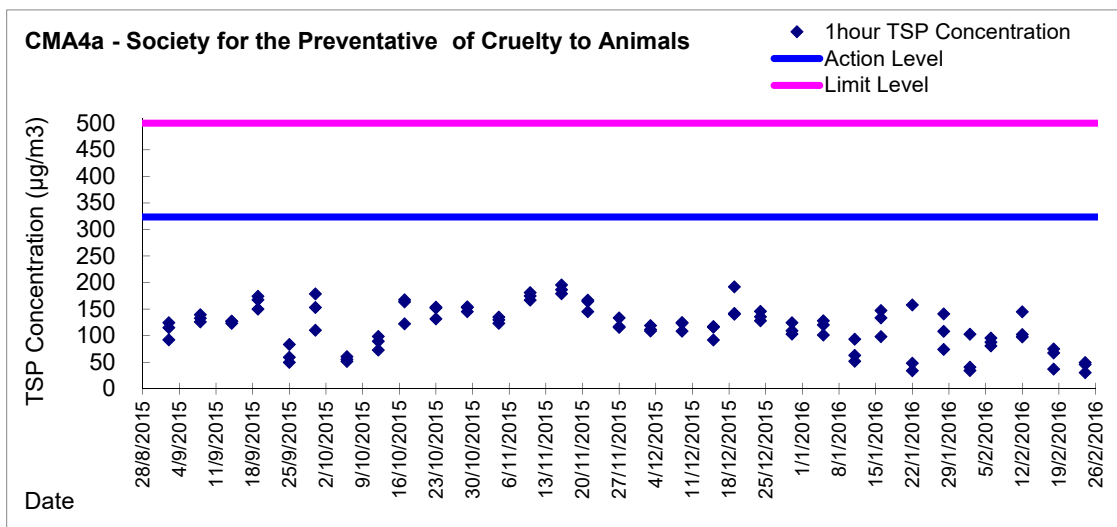
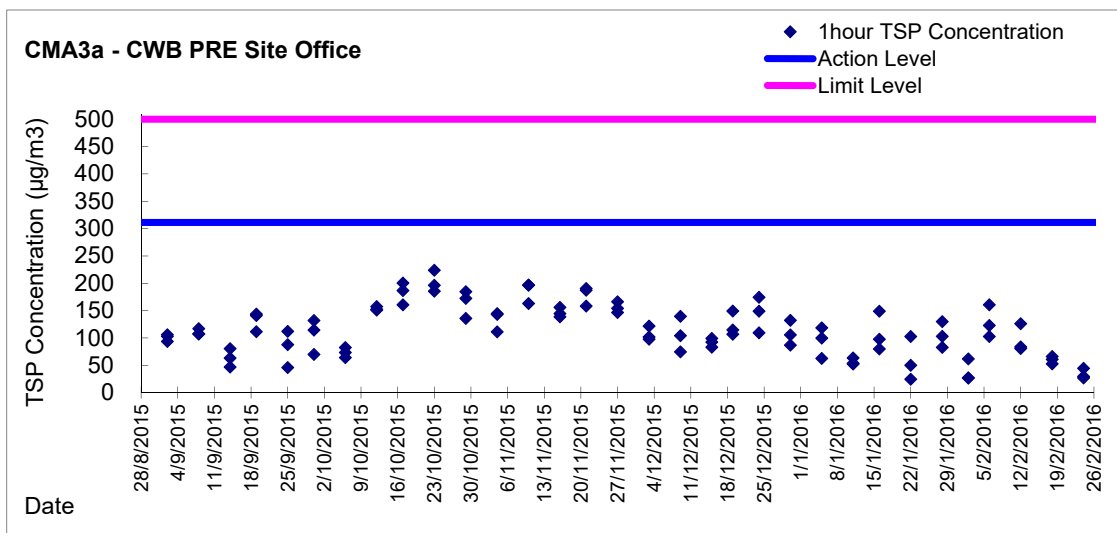
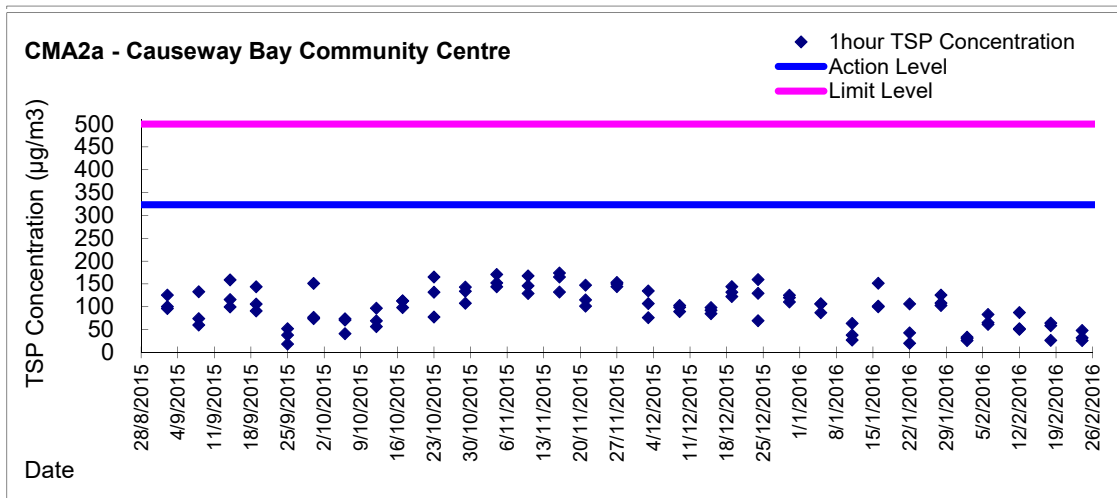
Action Level ($\mu\text{g}/\text{m}^3$) - 325.1
Limit Level ($\mu\text{g}/\text{m}^3$) - 500

Date	Sampling Time	Weather Condition	Filter paper no.	Filter Weight, g		Elapse Time, hr		Sampling Time, hr	Flow Rate, m^3/min			Total Volume, m^3	TSP Level, $\mu\text{g}/\text{m}^3$
				Initial	Final	Initial	Final		Initial, Q_{si}	Final, Q_{sf}	Average		
28-Jan-16	8:05	Rainy	014449	2.7856	2.7931	18259.02	18260.02	1.00	1.26	1.26	1.26	76	98.9
28-Jan-16	9:09	Rainy	014446	2.7824	2.7891	18260.02	18261.02	1.00	1.26	1.26	1.26	76	88.4
28-Jan-16	10:14	Rainy	014443	2.7738	2.7790	18261.02	18262.02	1.00	1.26	1.26	1.26	76	68.6
2-Feb-16	8:05	Cloudy	014437	2.7881	2.7930	18286.02	18287.02	1.00	1.31	1.31	1.31	78	62.4
2-Feb-16	9:08	Cloudy	014434	2.7976	2.8032	18287.02	18288.02	1.00	1.31	1.31	1.31	78	71.3
2-Feb-16	10:11	Cloudy	014431	2.7869	2.7901	18288.02	18289.02	1.00	1.31	1.31	1.31	78	40.8
6-Feb-16	8:05	Fine	014427	2.7646	2.7681	18313.02	18314.02	1.00	1.30	1.30	1.30	78	44.8
6-Feb-16	9:08	Fine	014424	2.7937	2.7979	18314.02	18315.02	1.00	1.30	1.30	1.30	78	53.7
6-Feb-16	10:12	Fine	014647	2.8196	2.8244	18315.02	18316.02	1.00	1.30	1.30	1.30	78	61.4
12-Feb-16	8:05	Fine	014641	2.8169	2.8266	18340.02	18341.02	1.00	1.29	1.29	1.29	77	125.3
12-Feb-16	9:08	Fine	014638	2.8100	2.8186	18341.02	18342.02	1.00	1.29	1.29	1.29	77	111.1
12-Feb-16	10:13	Fine	014635	2.7907	2.7972	18342.02	18343.02	1.00	1.29	1.29	1.29	77	84.0
18-Feb-16	8:05	Rainy	014629	2.7890	2.7917	18367.02	18368.02	1.00	1.30	1.30	1.30	78	34.6
18-Feb-16	9:08	Rainy	014626	2.8129	2.8159	18368.02	18369.02	1.00	1.30	1.30	1.30	78	38.4
18-Feb-16	10:19	Rainy	014748	2.8057	2.8089	18369.02	18370.02	1.00	1.30	1.30	1.30	78	41.0
24-Feb-16	8:05	Cloudy	014742	2.8142	2.8153	18394.03	18395.03	1.00	1.30	1.30	1.30	78	14.1
24-Feb-16	9:08	Cloudy	014739	2.8266	2.8282	18395.03	18396.03	1.00	1.30	1.30	1.30	78	20.4
24-Feb-16	10:12	Cloudy	014694	2.8185	2.8198	18396.03	18397.03	1.00	1.30	1.30	1.30	78	16.6

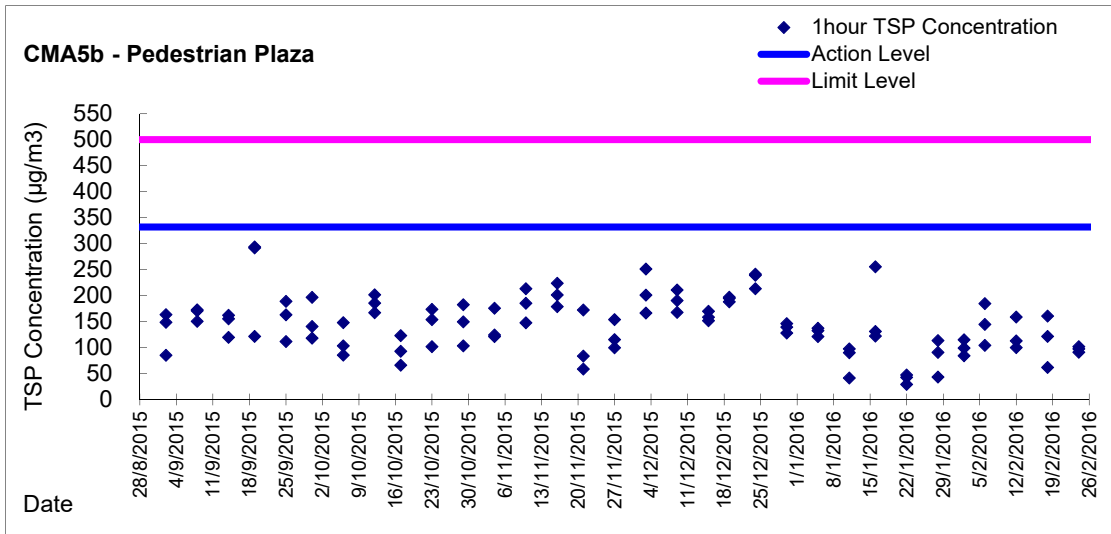
Graphic Presentation of 1 hour TSP Result



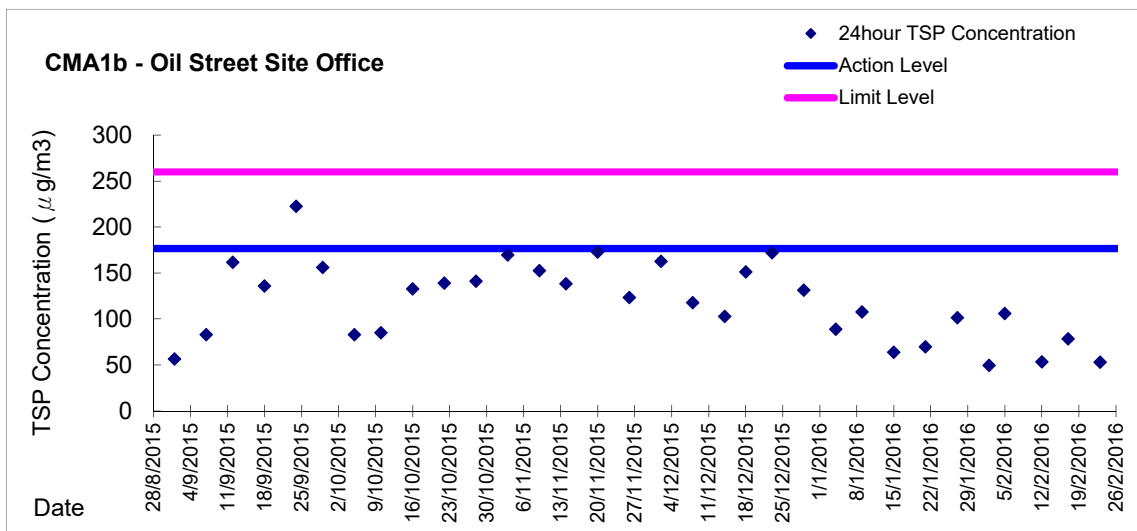
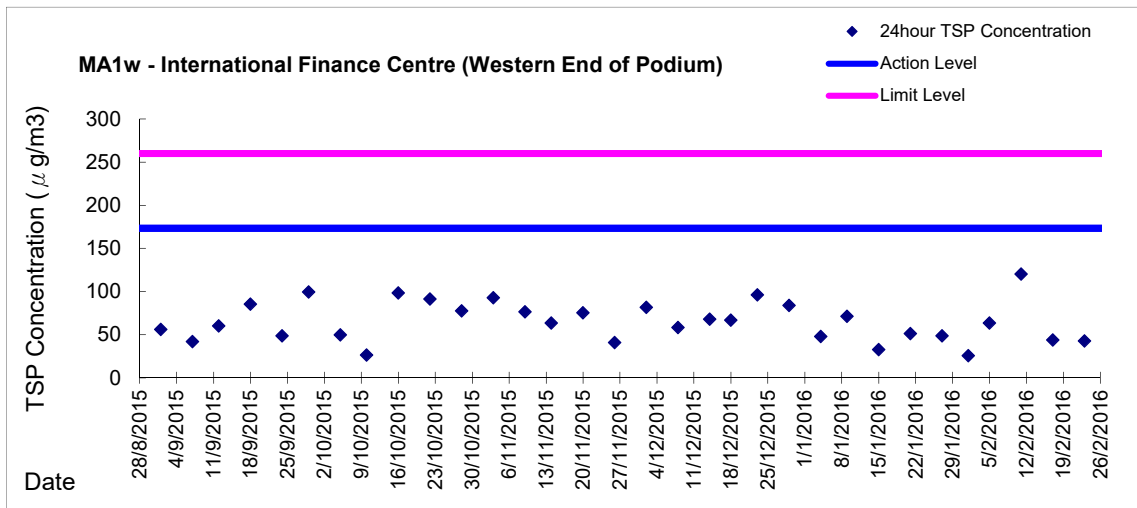
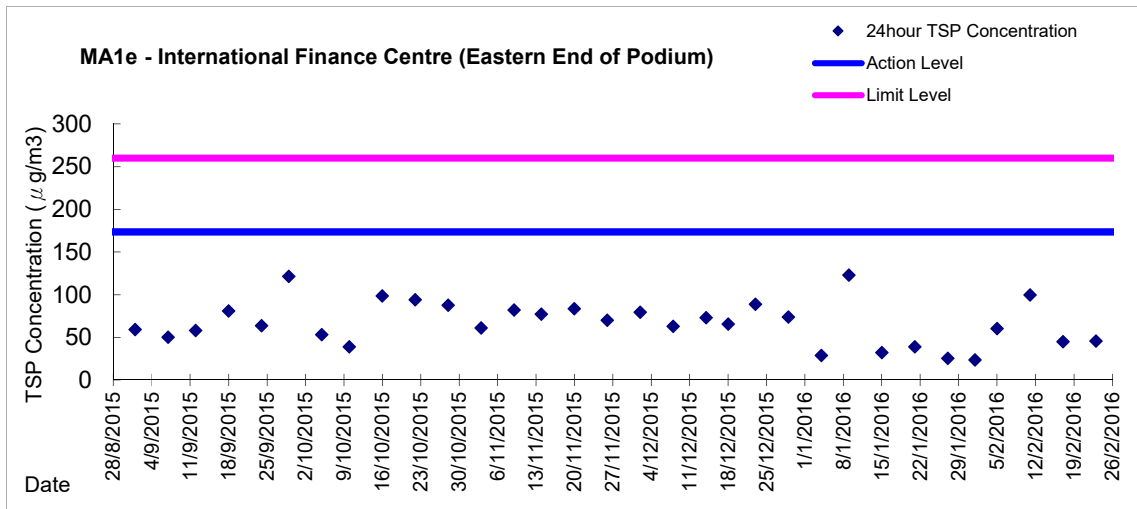
Graphic Presentation of 1 hour TSP Result



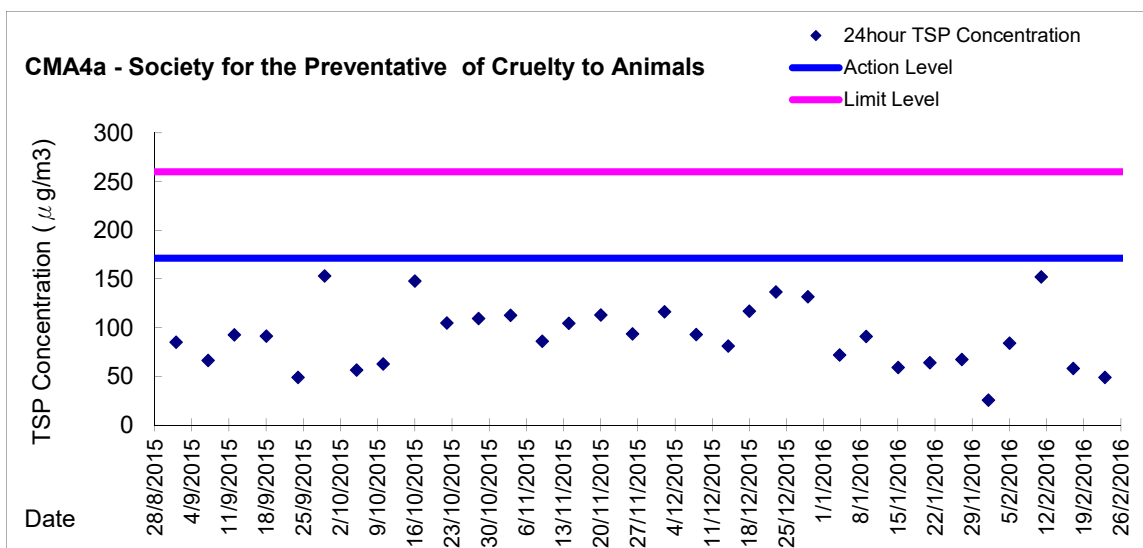
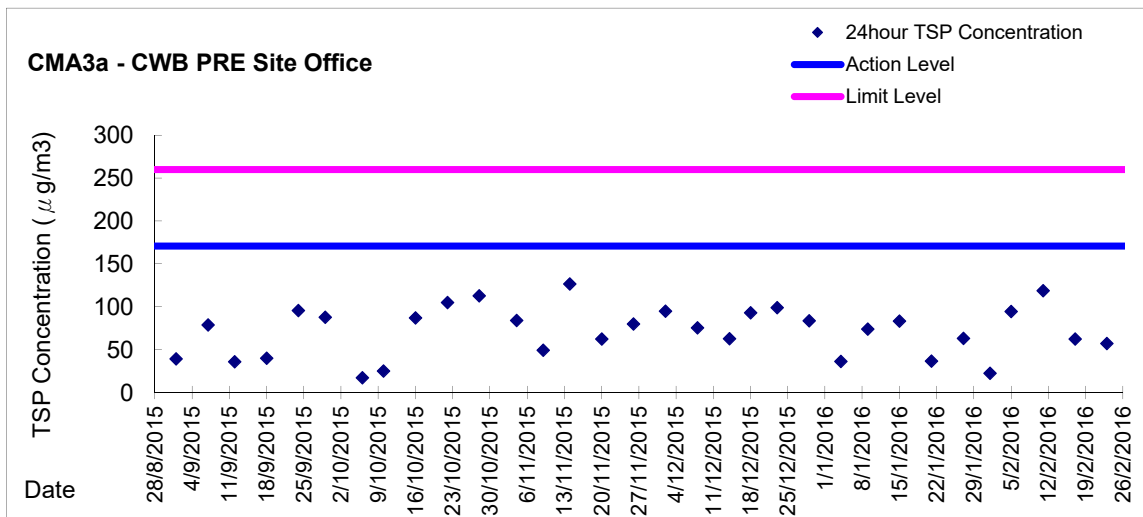
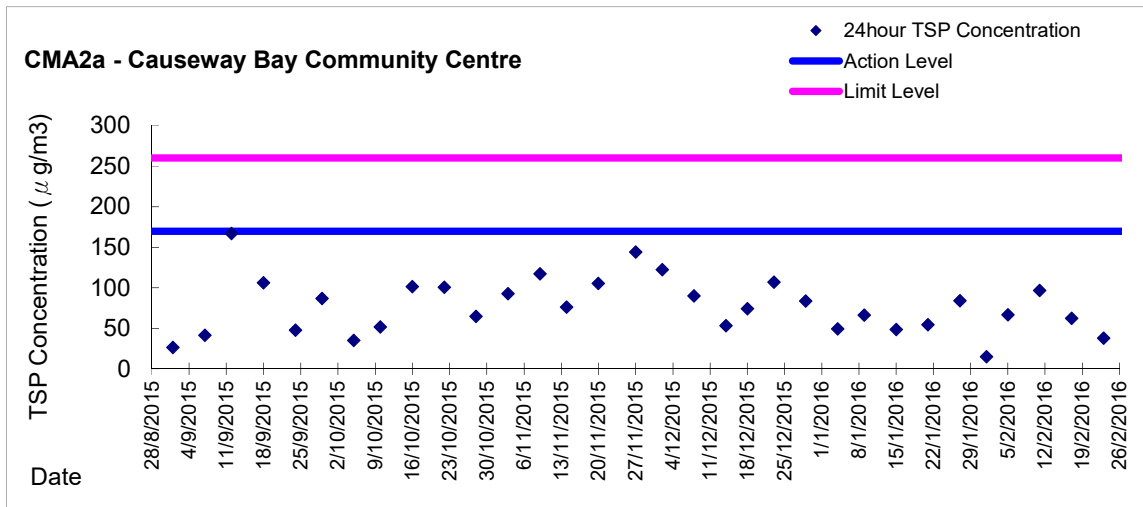
Graphic Presentation of 1 hour TSP Result



Graphic Presentation of 24 hour TSP Result



Graphic Presentation of 24 hour TSP Result





Graphic Presentation of 24 hour TSP Result

